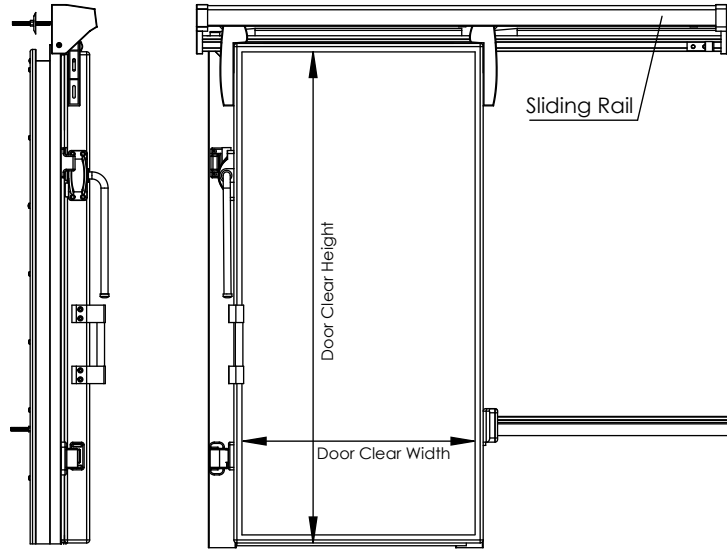
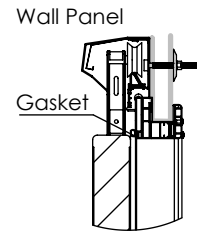
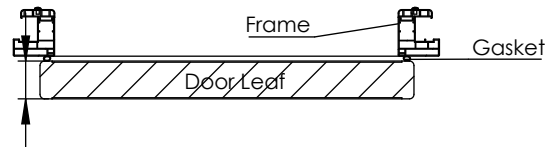
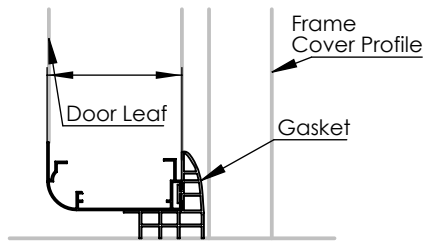
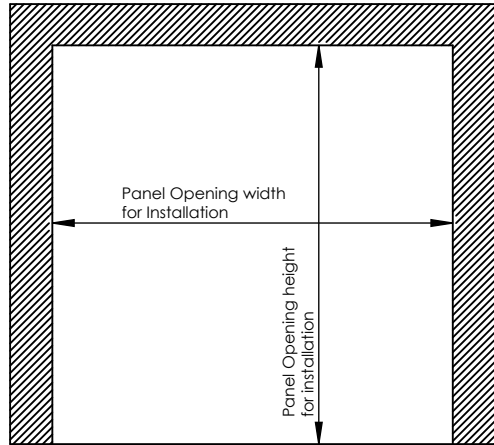


Door Clear Opening



Panel Opening for Installation



Door Clear Opening

width	height
-------	--------

Panel Opening for Installation

width	height
-------	--------

Basic Features

Positive temp (0 +2 oC)

Negative (-18 -20 oC)

Tunnel (-30 -40oC)

Slide to Left / Slide to Right

LH SLIDE | RH SIDE

	Items		Items
--	-------	--	-------

Inox Frame & Counter Frame

panel thickness	60	
	80	
	100	
	120	
	140	
	150	
	200	

Extras

Leaf Thickness (mm)	
Circular Design	
Lock	
Window	

More Details

Client Signature

Inox Sliding Cold Room Door

Order Code		
Number of Items	Date	
	Delivery Date	
	Details	